



Online Data sheet

Encoder WDGP 36J

www.wachendorff-automation.com/wdgp36j

Wachendorff Automation

... systems and encoders

- Complete systems
- Industrial rugged encoders to suit your application
- Standard range and customer versions
- Maximum permissible loads
- 48-hour express production
- Made in Germany
- Worldwide distributor network

Encoder WDGP 36J



Illustration similar



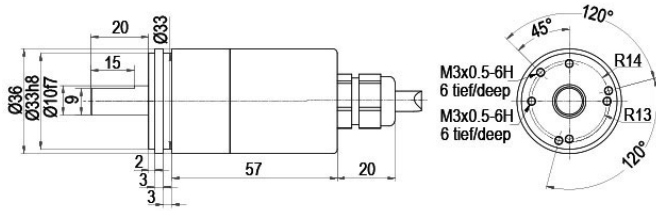
- Protection rating: IP67 + IP69K, (high pressure / steam cleaning)
- Due to high quality electronics any number of pulses up to 16384
- High output frequency up to 1 MHz
- Reverse polarity protection and short-circuit protection at 4.75 VDC to 32 VDC

www.wachendorff-automation.com/wdgp36j

Resolution	
Pulses per revolution PPR	1 PPR up to 16384 PPR
Mechanical Data	
Flange	servo flange
Flange material	aluminum
Housing material	stainless steel
Flange diameter	Ø 36 mm [Ø 1.417"]
Cam mounting	pitch 48 mm [1.89 inches] (Accessory SP-3-00)
Shaft(s)	
Shaft material	stainless steel
Starting torque	approx. 1 Ncm [1.416 in-ozf] at ambient temperature
Shaft	Ø 10 mm [Ø 0.394"]
Shaft length	L: 20 mm [0.787"]
Max. Permissible shaft loading radial	300 N [30.59 kp]
Max. Permissible shaft loading axial	300 N [30.59 kp]
Bearings	
Bearings type	2 precision ball bearings
Nominal service life	5 x 10 ⁸ revs. at 100 % rated shaft load 5.44 x 10 ⁹ revs. at 40 % rated shaft load 3.1 x 10 ¹⁰ revs. at 20 % rated shaft load
Max. operating speed	6000 rpm
Machinery Directive: basic data safety integrity level	
MTTF _d	1200 a
Mission time (TM)	25 a
Nominal service life (L10h)	3.1 x 10 ¹⁰ revs. at 20 % rated shaft load and 6000 rpm
Diagnostic coverage (DC)	0 %
Electrical Data	
Power supply/Current consumption	4,75 VDC up to 32 VDC: typ. 80 mA
Operating principle	magnetic
Output circuit	HTL HTL, inv. TTL TTL, RS422 compatible, inv.
Pulse frequency	HTL up to 16384 ppr: max. 600 kHz TTL up to 16384 ppr: max. 1 MHz

Channels	ABN and inverted signals
Load	max. 40 mA / channel
Circuit protection	inverse-polarity and short-circuit protection
Accuracy	
Phase offset	90° ± max. 8.5 % of the period duration
pulse-/pause-ratio	50 % ± max. 7 %
Environmental data	
ESD (DIN EN 61000-4-2):	8 kV
Burst (DIN EN 61000-4-4):	2 kV
includes EMC:	DIN EN 61000-6-2 DIN EN 61000-6-3
Vibration: (DIN EN 60068-2-6)	50 m/s ² (10 Hz up to 2000 Hz)
Shock: (DIN EN 60068-2-27)	1000 m/s ² (6 ms)
Electrical Safety:	DIN EN 61010-1 (VDE 0411-1) / IEC 61010-1 / UL 61010-1 / CSA C22.0 No 61010-1-12
Duty information	
Customs tariff number:	90318020
Country of origin:	Germany
General Data	
Weight	approx. 210 g [7.407 oz]
Connections	cable or connector outlet
Protection rating (EN 60529)	IP67+IP69K all around
Operating temperature	Connector: -40 °C up to +85 °C, Cable: -20 °C up to +80 °C, Connector: -40 °F up to +185 °F, Cable: -4 °F up to +176 °F.
Storage temperature	Connector: -40 °C up to +100 °C, Cable: -30 °C up to +80 °C Connector: -40 °F up to +212 °F, Cable: -22 °F up to +176 °F
More Information	
General technical data and safety instructions http://www.wachendorff-automation.com/gtd	
Options http://www.wachendorff-automation.com/acc	

Cable connection L2 axial with 2 m cable



Alle Abmessungen in mm / All dimensions in mm

Description

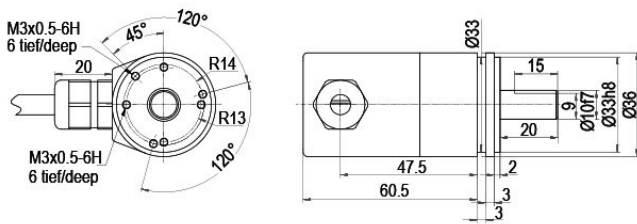
ABN inv. poss.

L2 axial, shield connected to encoder housing

•

Assignments		
	L2	L2
Circuit	M13, M14	N13, N14
GND	WH	WH
(+) Vcc	BN	BN
A	GN	GN
B	YE	YE
N	GY	GY
SET	PK	PK
A inv.	RD	-
B inv.	BK	-
N inv.	VT	-
Shield	flex	flex

Cable connection L3 radial with 2 m cabel



Alle Abmessungen in mm / All dimensions in mm

Description

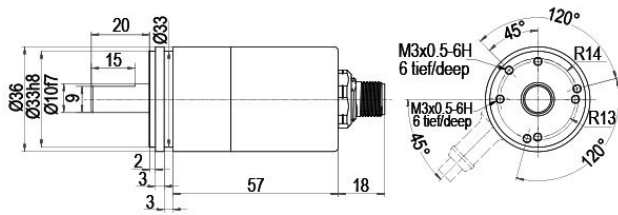
ABN inv. poss.

L3 radial, shield connected to encoder housing

•

Assignments		
	L3	L3
Circuit	M13, M14	N13, N14
GND	WH	WH
(+) Vcc	BN	BN
A	GN	GN
B	YE	YE
N	GY	GY
SET	PK	PK
A inv.	RD	-
B inv.	BK	-
N inv.	VT	-
Shield	flex	flex

Sensor connector (M12x1) SB axial, 12-pin



Alle Abmessungen in mm / All dimensions in mm

Description

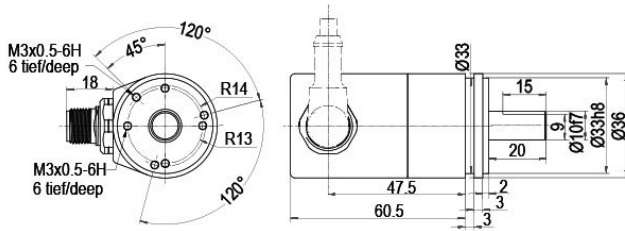
ABN inv. poss.

SB12 axial, 12-pin, Connector connected to encoder housing

•

Assignments	
	SB12
	12-pin
Circuit	M13, M14
GND	3
(+) Vcc	1
A	4
B	6
N	8
SET	5
A inv.	9
B inv.	7
N inv.	10
n. c.	2, 11, 12
Shield	-

Sensor-connector (M12x1) SC radial, 12-pin



Alle Abmessungen in mm / All dimensions in mm

Description

ABN inv. poss.

SC12 radial, 12-pin, Connector connected to encoder housing

•

Assignments	
	SC12
	12-pin
Circuit	M13, M14
GND	3
(+) Vcc	1
A	4
B	6
N	8
SET	5
A inv.	9
B inv.	7
N inv.	10
n. c.	2, 11, 12
Shield	-

Options**Cable length****Order key**

The encoder WDGP 36J can be supplied with more than 2 m cable. The maximum cable length depends on the supply voltage and the frequency; see <https://www.wachendorff-automation.com/download-gtd-incremental-encoders/>


XXX = Decimeter

Please extend the standard order code with a three figure number, specifying the cable length in decimetres.

Example: 5 m cable = 050

Example Order No.	Type					Your encoder
WDGP 36J	WDGP 36J					WDGP 36J
Shaft						
10	10					
Pulses per revolution PPR:						
1-16384	1-16384					1-16384
Channels:						
ABN	ABN					ABN
Output circuit						
M13	Resolution PPR	Power supply VDC	Output circuit	-	Order key	
	1-16384	4.75 - 32	HTL, inv. set zero pulse	-	M13	
		4.75 - 32	TTL, RS422 compatible, inv. set zero pulse	-	M14	
		4.75 - 32	HTL set zero pulse	-	N13	
4.75 - 32		TTL set zero pulse	-	N14		
Electrical connections						
L2	Description			ABN inv. poss.	Order key	
	Cable: length (2 m standard, WDG 58T: 1 m)					
	axial, shield connected to encoder housing			•	L2	
	radial, shield connected to encoder housing			•	L3	
	Connector: (shield connected to encoder housing)					
	sensor-connector, M12x1, 12-pin, axial			•	SB12	
sensor-connector, M12x1, 12-pin, radial			•	SC12		
Options						
Description			Order key			
Cable length			Cable length			
Without option			Empty			

Example Order No.=	WDGP 36J	10	1-16384	ABN	M13	L2		WDGP 36J		1-16384	ABN				Your encoder
---------------------------	----------	----	---------	-----	-----	----	--	----------	--	---------	-----	--	--	--	---------------------



For further information please contact our local distributor.
Here you find a list of our distributors worldwide.
<https://www.wachendorff-automation.com/contact-en/wachendorff-world-wide/>

WACHENDORFF

Wachendorff Automation GmbH & Co. KG
Industriestrasse 7 • 65366 Geisenheim
Germany

Phone: +49 67 22 / 99 65 25
E-Mail: wdg@wachendorff.de
www.wachendorff-automation.de

