



Online Data Sheet

Encoder WDGI 36J

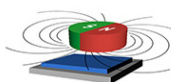
www.wachendorff-automation.com/wdgi36j

Wachendorff Automation

... systems and encoders

- Complete systems
- Industrial rugged encoders to suit your application
- Standard range and customer versions
- Maximum permissible loads
- 48-hour express production
- Made in Germany
- Worldwide distributor network

Encoder WDGI 36J (magnetic)



- Compact and robust
- All pulse numbers from 1 to 1,024 I/U available
- Protection rating: IP67 + IP69K, (high pressure / steam cleaning)
- Robust construction for industrial use

www.wachendorff-automation.com/wdgi36j

Resolution	
Pulses per revolution PPR	up to 1024 PPR

Mechanical Data	
Housing	
Flange	servo flange
Flange material	aluminum
Housing cap	stainless steel
Housing	Ø 36 mm

Shaft(s)	
Shaft material	stainless steel
Starting torque	approx. 1 Ncm at ambient temperature
Shaft	Ø 10 mm
Shaft length	L: 20 mm
Max. Permissible shaft loading radial	300 N
Max. Permissible shaft loading axial	300 N

Bearings	
Bearings type	2 precision ball bearings
Nominal service life	5 x 10 ⁸ revs. at 100 % rated shaft load 5.44 x 10 ⁹ revs. at 40 % rated shaft load 3.1 x 10 ¹⁰ revs. at 20 % rated shaft load
Max. operating speed	6000 rpm

Machinery Directive: basic data safety integrity level	
MTTF _d	3620 a
Mission time (TM)	25 a
Nominal service life (L10h)	3.1 x 10 ¹⁰ revs. at 20 % rated shaft load and 6000 rpm
Diagnostic coverage (DC)	0 %

Electrical Data	
Power supply/Current consumption	5 VDC up to 30 VDC: typ. 40 mA
Output circuit	HTL (TTL at 5 VDC) HTL, inv. (TTL/RS422 comp. at 5 VDC)
Pulse frequency	1024 ppr: max. 200 kHz
Channels	ABN and inverted signals
Load	max. 40 mA / channel

Circuit protection	no
--------------------	----

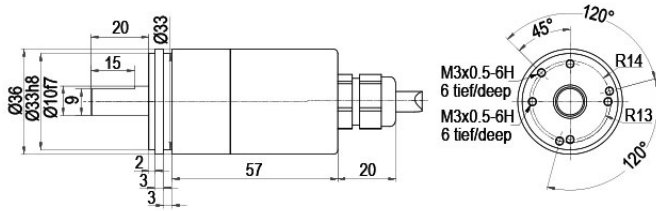
Accuracy	
Phase offset	90° ± max. 25% of the period duration
pulse-/pause-ratio	at 1 ppr up to 128 ppr: 50 % ± max. 7 % 129 ppr - 256 ppr: 50 % ± max. 9 % 257 ppr - 512 ppr: 50 % ± max. 13 % 513 ppr - 1024 ppr: 50 % ± max. 18 %

Environmental data	
ESD (DIN EN 61000-4-2):	8 kV
Burst (DIN EN 61000-4-4):	2 kV
includes EMC:	DIN EN 61000-6-2 DIN EN 61000-6-3
Vibration: (DIN EN 60068-2-6)	50 m/s ² (10 Hz up to 2000 Hz)
Shock: (DIN EN 60068-2-27)	1000 m/s ² (6 ms)
Design:	according DIN VDE 0160

Duty information	
Customs tariff number:	90318020
Country of origin:	Germany

General Data	
Weight	approx. 210 g
Connections	cable or connector outlet
Protection rating (EN 60529)	IP67+IP69K all around
Operating temperature	Connector: -40 °C up to +85 °C, cable: -20 °C up to +80 °C, (Option ACA: -40 °C up to +85 °C)
Storage temperature	Connector: -40 °C up to +85 °C, cable: -30 °C up to +80 °C (option ACA: -40 °C up to +85 °C)

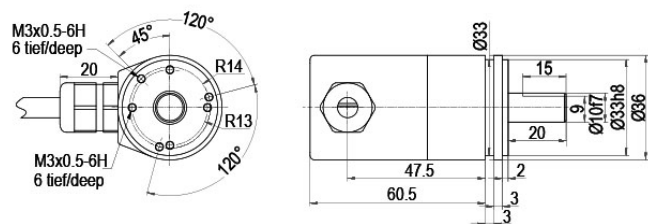
More Information	
General technical data and safety instructions http://www.wachendorff-automation.com/gtd	
Options http://www.wachendorff-automation.com/acc	

Cable connection L2 axial with 2 m cable

Description
ABN inv. poss.
L2 axial, shield connected to encoder housing

•

Assignments		
	L2	L2
Circuit	N35	M35
GND	WH	WH
(+) Vcc	BN	BN
A	GN	GN
B	YE	YE
N	GY	GY
Light reserve warning	-	-
A inv.	-	RD
B inv.	-	BK, (BU at ACA)
N inv.	-	VT
Shield	flex	flex

Cable connection L3 radial with 2 m cabel



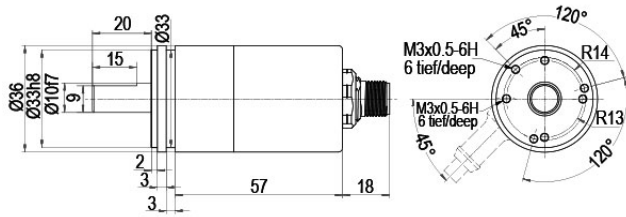
Description

ABN inv. poss.

L3 radial, shield connected to encoder housing

•

Assignments		
	L3	L3
Circuit	N35	M35
GND	WH	WH
(+) Vcc	BN	BN
A	GN	GN
B	YE	YE
N	GY	GY
Light reserve warning	-	-
A inv.	-	RD
B inv.	-	BK, (BU at ACA)
N inv.	-	VT
Shield	flex	flex

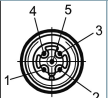
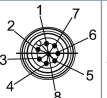

Sensor connector (M12x1) SB axial, 5-, 8-pin

Description
ABN inv. poss.
SB5 axial, 5-pin, Connector connected to encoder housing

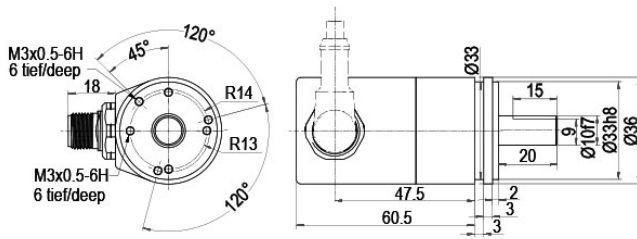
-

SB8 axial, 8-pin, Connector connected to encoder housing

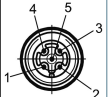
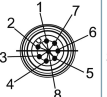

•

Assignments

	SB5	SB8	SB8
	5-pin	8-pin	8-pin
			
Circuit	N35	N35	M35
GND	3	1	1
(+) Vcc	1	2	2
A	4	3	3
B	2	4	4
N	5	5	5
Light reserve warning	-	-	-
A inv.	-	-	6
B inv.	-	-	7
N inv.	-	-	8
n. c.	-	6, 7, 8	-
Shield	-	-	-

Sensor-connector (M12x1) SC radial, 5-, 8-pin

Description
ABN inv. poss.

SC5	radial, 5-pin, Connector connected to encoder housing	-
SC8	radial, 8-pin, Connector connected to encoder housing	•

Assignments			
	SC5	SC8	SC8
	5-pin	8-pin	8-pin
			
Circuit	N35	N35	M35
GND	3	1	1
(+) Vcc	1	2	2
A	4	3	3
B	2	4	4
N	5	5	5
Light reserve warning	-	-	-
A inv.	-	-	6
B inv.	-	-	7
N inv.	-	-	8
n. c.	-	6, 7, 8	-
Shield	-	-	-

Options

Low temperature

The encoder WDG1 36J with the output circuit types N35, M35 is also available with the extended temperature range -40 °C up to +85 °C [-40 °F up to +185 °F] (measured at the flange).

Order key

ACA

Cable length

The encoder WDG1 36J can be supplied with more than 2 m cable. The maximum cable length depends on the supply voltage and the frequency; see www.wachendorff-automation.com/atd

Please extend the standard order code with a three figure number, specifying the cable length in decimetres.

Example: 5 m cable = 050

Order key

XXX = Decimeter

Example Order No.	Type					Your encoder
WDGI 36J	WDGI 36J					WDGI 36J
	Shaft					
10	10					
	Pulses per revolution PPR:					
1-1024	1-1024					1-1024
	Channels:					
AB	AB, ABN					
	Output circuit					
M35	Resolution PPR	Power supply VDC	Output circuit	Light reserve warning	Order key	
	1-1024	5 - 30	HTL, inv. (TTL/RS422 comp. at 5 VDC)	-	M35	
		5 - 30	HTL (TTL at 5 VDC)	-	N35	
	Electrical connections					
L2	Description			ABN inv. poss.	Order key	
	Cable: length (2 m standard, WDG 58T: 1 m)					
	axial, shield connected to encoder housing			•	L2	
	radial, shield connected to encoder housing			•	L3	
	Connector: (shield connected to encoder housing)					
	sensor-connector, M12x1, 5-pin, axial			-	SB5	
	sensor-connector, M12x1, 5-pin, radial			-	SC5	
	sensor-connector, M12x1, 8-pin, axial			•	SB8	
sensor-connector, M12x1, 8-pin, radial			•	SC8		
	Options					
	Description			Order key		
	Low temperature			ACA		
	Cable length			Cable length		
	Without option			Empty		

Example Order No.=	WDGI 36J	10	1-1024	AB	M35	L2		WDGI 36J		1-1024				Your encoder
---------------------------	----------	----	--------	----	-----	----	--	----------	--	--------	--	--	--	---------------------



For further information please contact our local distributor.
Here you find a list of our distributors worldwide.
<https://www.wachendorff-automation.com/contact-sales-en/>



Wachendorff Automation GmbH & Co. KG
Industriestrasse 7 • 65366 Geisenheim
Germany

Phone: +49 67 22 / 99 65 25
E-Mail: wdg@wachendorff.de
www.wachendorff-automation.de

