

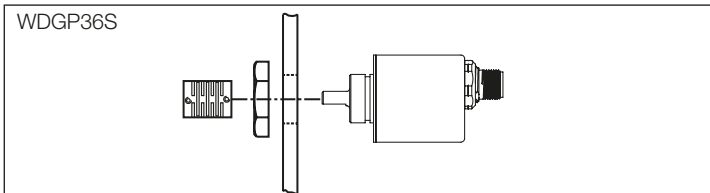
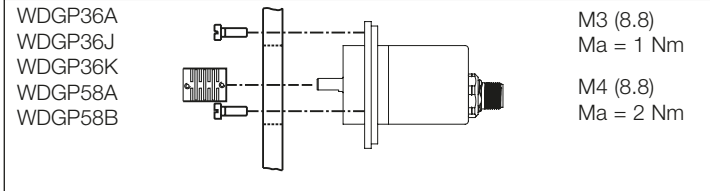
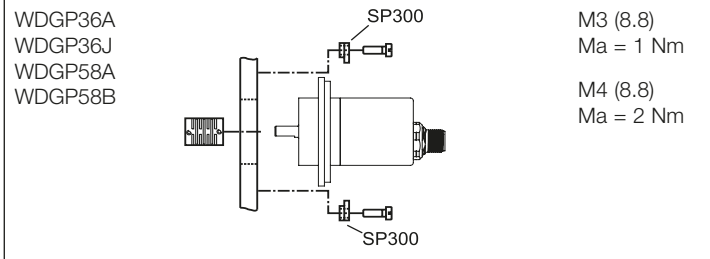
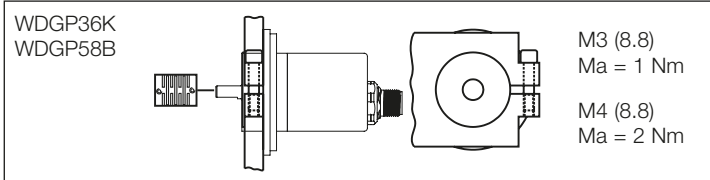
### Montageanleitung inkrementale Drehgeber, WDGP

Assembly instructions for encoder WDGP; instrucciones de montaje encoder WDGP; istruzioni di montaggio encoder WDGP; Instrucciones de montaje codificador WDGP.

	WDGP (Stecker, connector, connecteur, conector, spina): -40 °C ... +85 °C (-40 °F ... +185 °F)		-30 °C ... +80 °C (-22 °F ... +176 °F)
	WDGP (Kabel, cable, Câble, Cable, cavo): -20 °C ... +80 °C (-4 °F ... +176 °F)		

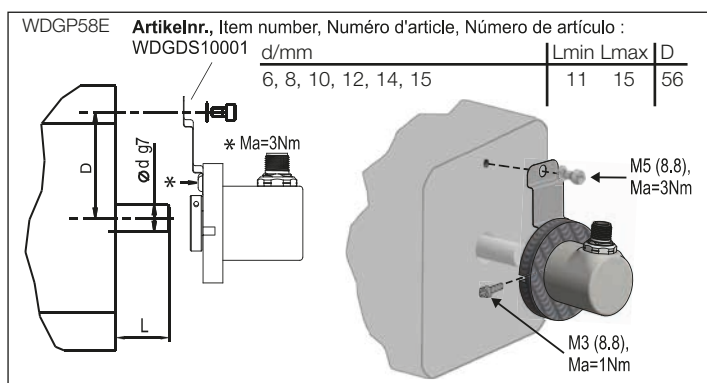
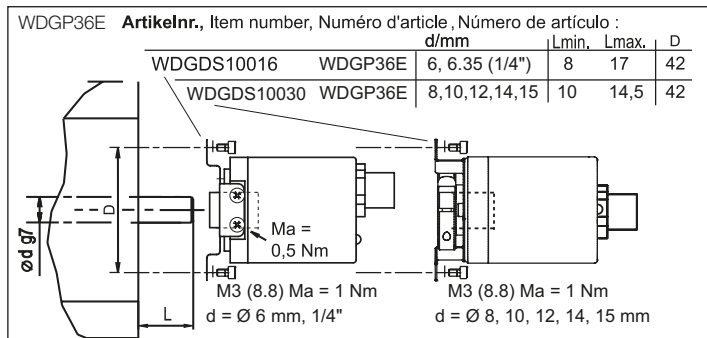
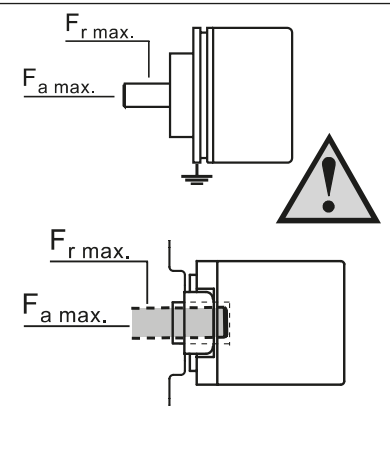
**Montage nur qualifiziertes Personal, Assembly only qualified personnel, Montage par qualifié personnel, Montaggio solo personale qualificato, Montaje solamente personal cualificado**  
**Sicherheitsmassnahmen/safety instructions:** Die Produkte dürfen nur in industrieller Umgebung und im NICHT sicherheitsrelevanten Bereich eingesetzt werden. The products are only designed and produced for use in industrial environments and NOT for use in safety related applications.

**Power supply: Class 2/LPS only**



	SB5/SC5	SB8/SC8	SB12/SC12
<b>Steckerpin, Plug pin, Connecteur points, Spinotto, Pin conector</b>			
Schaltung, Circuit, Connexion, Circuito	N11, N12	M11, M12	M13, M14
GND	3	1	3
+UB	1	2	1
A	4	3	4
B	2	4	6
N	5	5	8
SET	-	-	5
A inv.	-	6	9
B inv.	-	7	7
N inv.	-	8	10

Standard	F <sub>r</sub> max.	F <sub>a</sub> max.
WDGP36A Ø 6 mm	80 N	50 N
Ø 8 mm	50 N	50 N
WDGP36J	300 N	300 N
WDGP36K/S Ø 6 mm	80 N	50 N
WDGP58A Ø 6 mm	125 N	120 N
Ø 10 mm	220 N	120 N
WDGP58B Ø 6 mm	125 N	120 N
Ø 8 mm	125 N	120 N
Ø 9.525mm	220 N	120 N
Ø 10 mm	220 N	120 N
WDGP58E	80 N	50 N



Kabel, cable, Câble, Cable, cavo	K1, L2, L3			
Schaltung, Circuit, Connexion, Circuito	N11, N12	N13, N14	M11, M12	M13, M14
+UB	BN	BN	BN	BN
GND	WH	WH	WH	WH
A	GN	GN	GN	GN
B	YE	YE	YE	YE
N	GY	GY	GY	GY
SET	-	PK	-	PK
A inv.	-	-	RD	RD
B inv.	-	-	BK	BK
N inv.	-	-	VT	VT
Schirm, Shield, Ecran, Pantalla, Schermo	Schirm	Schirm	Schirm	Schirm

