

Montageanleitung absolute Drehgeber WDGA EnDra®, PROFIBUS DP,

Assembly instructions for WDGA EnDra®, PROFIBUS DP absolute encoder, Instructions de montage,

capteur angulaire WDGA EnDra®, PROFIBUS DP, Istruzioni per l'uso trasduttore assoluto WDGA

EnDra®, PROFIBUS DP, Instrucciones de montaje codificador absoluto WDGA EnDra®, PROFIBUS DP.

Montage nur qualifiziertes Personal
 Assembly only qualified personnel
 Montage par qualifié personnel
 Montaggio solo personale qualificato
 Montaje solamente personal cualificado

Power supply: Class 2 only

DIN EN 100015-1

Sicherheitsmassnahmen/Safety instructions: Einsatz nur in Industrieumgebung und NICHT im sicherheitsrelevanten Bereich. Only for use in industrial environments and NOT for safety-relevant areas. Utilisation uniquement dans un environnement industriel et PAS dans un domaine lié à la sécurité. Utilízelo sólo en entornos industriales y NO en áreas relevantes para la seguridad. Utilizzare solo in ambienti industriali e NON in aree riguardanti la sicurezza.

Standard	F _r max.	F _a max.
WDGA58A	125 N	120 N
WDGA58B		
Ø 6 mm		
Ø 8 mm		
Ø 10 mm	220 N	120 N
Ø 3/8"		
WDGA58D	400 N	400 N
WDGA58E	80 N	50 N

WDGA58A
WDGA58B
WDGA58D

WDGA58B/D:
M3 (8.8)
Ma = 1 Nm

WDGA58A/B/D:
M4 (8.8)
Ma = 2 Nm

WDGA58B
WDGA58D

M3 (8.8)
Ma = 1 Nm

M4 (8.8)
Ma = 2 Nm

WDGA58A
WDGA58B
WDGA58D

M3 (8.8)
Ma = 1 Nm

M4 (8.8)
Ma = 2 Nm

WDGA58E Artikelnr., Item number, Numéro d'article, Número de artículo:
WDGDS10019

d/mm	Lmin	Lmax
6, 6.35 (1/4"), 7, 8,	10	19
9.525 (3/8"), 10, 12, 14		

M3 (8.8)
Ma = 1 Nm

M3 (8.8)
Ma = 1 Nm

Baudrate in kbit/s Baud rate in kbit/s Vitesse de transmission en kbit/s Baud rate in kbit/s Velocidad de transmisión en kbit/s	max. Kabellänge, Typ A max. cable length, type A Longueur de câble max., type A max. lunghezza cavo, tipo A Longitud máx. del cable, tipo A	max. Kabellänge, Typ B max. cable length, type B Longueur de câble max., type B max. lunghezza cavo, tipo B Longitud máx. del cable, tipo B
9.6	1200 m	1200 m
19.2	1200 m	1200 m
45.45	1200 m	1200 m
93.75	1200 m	1200 m
187.5	1000 m	600 m
500	400 m	200 m
1500	200 m	70 m
3000	100 m	-
6000	100 m	-
12000	100 m	-

X10 X1

Teilnehmeradresse, Adress, Adresse, Dirección, Indirizzo



Über Drehschalter einstellbar. Bsp. Teilnehmeradresse 24
 By rotary switch. e.g. (for example): adress 24
 Par le rotary switch. Adresse par exemple 24
 Por el rotary switch. Por ejemplo dirección 24
 Impostabile rotary switch. Es. Indirizzo 24


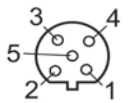
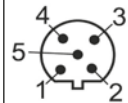
ON = Letzter Teilnehmer, laste node, dernier usager, último usuario, ultimo utente

OFF = Teilnehmer X, node X, usager X, usuario X, utente X

Bitte beachten Sie das Handbuch zum WDGA PROFIBUS unter www.wachendorff-automation.de/handbuchwdga
 Please observe the handbook for WDGA PROFIBUS under
 Veuillez consulter le manuel WDGA de PROFIBUS sur
 Osservare il manuale del WDGA PROFIBUS sotto
 Por favor, tengan en cuenta el manual WDGA PROFIBUS en
www.wachendorff-automation.com/manualwdga

Die GSD-Datei finden Sie unter www.wachendorff-automation.de/gsd
 You will find the GSD file under
 Vous trouverez le fichier GSD sur
 Il file GSD può essere trovato sotto
 Encontrará el archivo GSD en
www.wachendorff-automation.com/gsd

	BP1		BP1
IN		OUT	
A	1	A	5
B	2	B	6
+UB	3	+UB	7
GND	4	GND	8



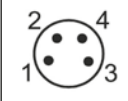
	BP2		BP2		BP2		
							
Stecker ¹	M12x1, 4-polig, A-codiert ³	Buchse ²	M12x1, 5-polig, B-codiert ⁴	Stecker ¹	M12x1, 5-polig, B-codiert ⁴		
+UB	1	BUS	OUT	BUS	IN		
n. c.	2	n. c.	1	n. c.	1		
GND	3	A	2	A	2		
n. c.	4	n. c.	3	n. c.	3		
		B	4	B	4		
		n. c.	5	n. c.	5		

¹ Stecker, connector, connecteur, conector, spina

² Buchse, female connector, prise femelle, conector hembra, bussola

³ M12x1, 4-polig, A-codiert; M12x1, 4-pin, A-coded; M12x1, 4-pôles, codé A; M12x1, 4-pines, codificado A; M12x1, 4-poli, cifrare A

⁴ M12x1, 5-polig, B-codiert; M12x1, 5-pin, B-coded; M12x1, 5-pôles, codé B; M12x1, 5-pines, codificado B; M12x1, 5-poli, cifrare B

	DB4		DB4		DB4		
							
Stecker ¹	M12x1, 4-polig, B-codiert ³	Buchse ²	M12x1, 5-polig, B-codiert ⁴	Stecker ¹	M8x1, 4-polig ⁵		
BUS	IN	BUS	OUT	+UB	1		
n. c.	1	5 V DP	1	n. c.	2		
A	2	A	2	GND	3		
n. c.	3	GND DP	3	GND	4		
B	4	B	4				
		n. c.	5				


¹ Stecker, connector, connecteur, conector, spina

² Buchse, female connector, prise femelle, conector hembra, bussola

³ M12x1, 4-polig, B-codiert; M12x1, 4-pin, B-coded; M12x1, 4-pôles, codé B; M12x1, 4-pines, codificado B; M12x1, 4-poli, cifrare B

⁴ M12x1, 5-polig, B-codiert; M12x1, 5-pin, B-coded; M12x1, 5-pôles, codé B; M12x1, 5-pines, codificado B; M12x1, 5-poli, cifrare B

⁵ M8x1, 4-polig; M8x1, 4-pin; M8x1, 4-pôles; M8x1, 4-pines; M8x1, 4-poli

	SD9, SE9	
		
Buchse ¹	D-SUB	
n. c.	1	
GND	2	
B	3	
n. c.	4	
GND DP	5	
5 V DP	6	
+UB	7	
A	8	
n. c.	9	
Schirm ²	Gehäuse ³	

¹ Buchse, female connector, prise femelle, conector hembra, bussola

² Schirm, Shield, Blindage, Pantalla, Schermo

³ Gehäuse, Housing, Boîtier, Caja, Contenitore