



Online Data sheet

Encoder WDGA 58B PROFIBUS-DP (cov)

www.wachendorff-automation.com/wdga58bpbb

Wachendorff Automation

... systems and encoders

- Complete systems
- Industrial rugged encoders to suit your application
- Standard range and customer versions
- Maximum permissible loads
- 48-hour express production
- Made in Germany
- Worldwide distributor network

Encoder WDGA 58B absolute PROFIBUS-DP magnetic, with bus cover and with EnDra®- Technology



EnDra®
Technologie

PROFI
BUS

PIV CERTIFIED
PROFIBUS • PROFINET

- EnDra®: maintenance-free and environmentally friendly
- PROFIBUS-DP, Single-turn/Multi-turn
- Compact design with bus cover
- Single-turn/Multi-turn (max. 14 bit/39 bit)
- Forward-looking technology with 32 Bit processor
- 2 colour-duo LED's as indicator for operating condition and bus status
- High shaft load up to 220 N radial, 120 N axial
- Device Profile switchable, Class 3, 4

www.wachendorff-automation.com/wdga58bpb

Mechanical Data

Housing

Flange	clamping flange
Flange material	aluminum
Housing cap	steel case chrome-plated, magnetic shielding
Connection cover	zinc-plated
Housing	Ø 58 mm

Shaft(s)

Shaft material	stainless steel
Starting torque	approx. 1 Ncm at ambient temperature, approx. 1.416 in-ozf at ambient temperature
Shaft	Ø 6 mm
Advice	Attention: No option AAO = full IP67 version
Shaft length	L: 12 mm
Max. Permissible shaft loading radial	125 N
Max. Permissible shaft loading axial	120 N
Shaft	Ø 8 mm
Advice	Attention: No option AAO = full IP67 version
Shaft length	L: 19 mm
Max. Permissible shaft loading radial	125 N
Max. Permissible shaft loading axial	120 N
Shaft	Ø 10 mm
Shaft length	L: 20 mm
Max. Permissible shaft loading radial	220 N
Max. Permissible shaft loading axial	120 N
Shaft	Ø 9.525 mm, Ø 3/8"
Advice	Attention: No option AAO = full IP67 version
Shaft length	L: 20 mm, L: 0.787 in
Max. Permissible shaft loading radial	220 N, 22.434 kp
Max. Permissible shaft loading axial	120 N, 12.237 kp

Bearings

Bearings type	2 precision ball bearings
Nominale service life	1 x 10 ⁹ revs. at 100 % rated shaft load 1 x 10 ¹⁰ revs. at 40 % rated shaft load 1 x 10 ¹¹ revs. at 20 % rated shaft load
Max. operating speed	8000 rpm

Machinery Directive: basic data safety integrity level

MTTF _d	300 a
Mission time (TM)	20 a
Nominale service life (L10h)	1 x 10 ¹¹ revs. at 20 % rated shaft load and 8000 rpm
Diagnostic coverage (DC)	0 %

Electrical Data

Power supply/Current consumption	10 VDC up to 32 VDC: typ. 100 mA (24 VDC)
Power consumption	max. 2.5 W

Sensor data

Single-turn technology	innovativ hall sensor technology
Single-turn resolution	up to 16,384 steps/360° (14 bit)
Single-turn accuracy	< ±0.35°
Single-turn repeat accuracy	< ±0.20°
Internal cycle time	600 µs
Multi-turn technology	patented EnDra® technology no battery and no gear.
Multi-turn resolution	up to 39 bit

Environmental data

ESD (DIN EN 61000-4-2):	8 kV
Burst (DIN EN 61000-4-4):	2 kV
includes EMC:	DIN EN 61000-6-2 DIN EN 61000-6-3
Vibration: (DIN EN 60068-2-6)	50 m/s ² (10 Hz bis 2000 Hz)
Shock: (DIN EN 60068-2-27)	1000 m/s ² (6 ms)
Design:	according DIN VDE 0160
Turn on time:	<1,5 s

Duty information

Customs tariff number:	90318020
------------------------	----------

Country of origin: Germany

Interface


Interface:	PROFIBUS-DP
Protocol:	PROFIBUS-DPV2
Device Profile:	Class 3, 4
Line-Driver:	galvanic isolated
Baud rate:	max. 12 MBaud
Function:	Multiturn
Nodeaddressing:	by switches in buscover
Code:	binary, CW default, programmable
Programmable Parameter:	steps per Revolution counts of revolution Preset Scale Counting direction
Diagnostics:	Position and parameter errors EnDra®-diagnosis
Status encoder	DUO-LED in bus cover
Status Bus	DUO-LED in bus cover

Termination resistors:



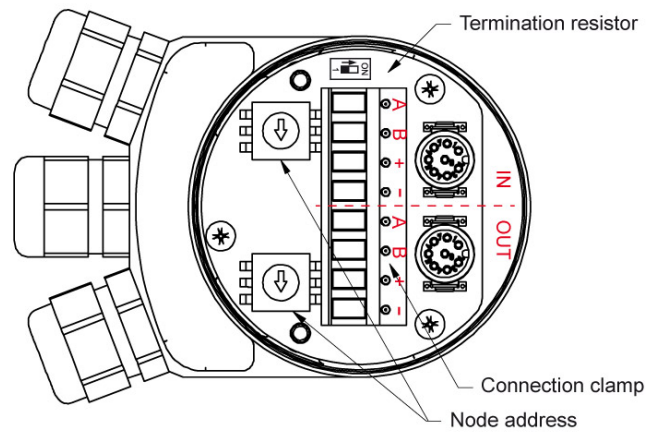
ON = last node
OFF = node X

Node address:



By switches
EG.: adress 24

View in bus cover:



Cable clamping value: Ø 4 mm - 9.5 mm

General Data

Weight	approx. 700 g, approx. 24.7 oz
Connections	bus cover
Protection rating (EN 60529)	Housing: IP65, IP67; shaft sealed: IP65
Operating temperature	-40 °C up to +85 °C, -40 °F up to +176 °F
Storage temperature	-40 °C up to +100 °C, -40 °F up to +212 °F

More Information


General technical data and safety instructions
<http://www.wachendorff-automation.com/gtd>

Options
<http://www.wachendorff-automation.com/acc>

Example Order No.	Type	Your encoder	
WDGA 58B	WDGA 58B	WDGA 58B	
	Shaft	Order key	
10	Ø 6 mm Attention: No option AAO = full IP67 version	06	
	Ø 8 mm Attention: No option AAO = full IP67 version	08	
	Ø 10 mm	10	
	Ø 9.525 mm Ø 3/8" Attention: No option AAO = full IP67 version	4Z	
	Single-turn Resolution	Order key	
12	Single-turn resolution 1 up to 14 bit, e. g. 12 bit = 12	12	
	Multi-turn Resolution	Order key	
18	Multi-turn up to 39 bit, e. G. 18 bit = 18	18	
	Data protocol	Order key	
DP	PROFIBUS-DP (with bus cover)	DP	DP
	Software	Order key	
A	up to date release	A	A
	Code	Order key	
B	binary	B	B
	Power supply	Order key	
0	10 V up to 32 V (standard)	0	0
	Galvanic isolation	Order key	
1	yes	1	1
	Electrical connections	Order key	
	Options	Order key	
	Without option	Empty	Empty

Example Order No.	WDGA 58B	10	12	18	DP	A	B	0	1		
--------------------------	----------	----	----	----	----	---	---	---	---	--	--

WDGA 58B				DP	A	B	0	1		Empty	Your encoder
----------	--	--	--	----	---	---	---	---	--	-------	---------------------



For further information please contact our local distributor.
Here you find a list of our distributors worldwide.
<https://www.wachendorff-automation.com/contact-sales-en/>

WACHENDORFF

Wachendorff Automation GmbH & Co. KG
Industriestrasse 7 • 65366 Geisenheim
Germany

Phone: +49 67 22 / 99 65 25
E-Mail: wdg@wachendorff.de
www.wachendorff-automation.de

